

Learning tasks for the week beginning Monday 13th July - FINAL WEEK OF TERM



Complete as many of these tasks as are you able to. I would love to see a picture of your work! You can tweet it to me at @DosbarthSilver on Twitter.

Any words in blue with a line under them can be clicked on to take you to a website or other link to help with your learning. If you find you cannot click on the links on here, visit Twitter where I will also post the links to make them easy for you to use!

This week's story is *When I Grow Up* which you can listen to here:

<https://www.youtube.com/watch?v=OE3OPA-VFM0>

This week is the last week of term. There will be no home learning posted on the website for the next six weeks as it is the summer holiday. School will reopen to all pupils in September. More information about this will follow soon.

What hopes and dreams do you have for your next year in school, the rest of school and when you are an adult?

You could make a Hopes & Dreams Jar. Write your hopes and dreams on slips of paper and put them inside the jar to open in the future.



Listen to this week's story, *When I Grow Up*

What are some of the jobs that the children want to do when they grow up? Would you like to do any of the same the jobs?

Choose a job that you think you'd like to do when you are older. It doesn't have to be one from the story. Do some research about this job and draw and write about what you learn.

This is the last week of term before school finishes for the summer holidays. Some of you may have a new teacher in September. Write some facts about yourself. Include all the things you would want your new teacher to know. You might like to draw a picture for your teacher as well.

Click [here](#) to watch video in Welsh about feelings.

Which characters say the following?

Dw i'n hapus.



Dw i wedi blino.



Dw i'n drist.

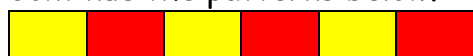


How are you feeling today?

Our Maths focus this week is patterns/number sequences. Start at Level 1 and if you find it easy, try the next level. You do not have to complete it all.

Level 1

Continue the patterns below.



Can you create your own?

Level 2

Continue the patterns below.



Level 3

Continue the sequences below.

0	2	4	6	8	10	12	14
---	---	---	---	---	----	----	----

5	10	15	20	25	30	35
---	----	----	----	----	----	----

100	90	80	70	60	50
-----	----	----	----	----	----

1	3	5	7	9	11
---	---	---	---	---	----

2	5	8	11	14	17	20	23
---	---	---	----	----	----	----	----



LEARN ITS Challenges!

Steps 1, 2 & 3

Name: _____

Class: _____

Date: _____

Step 1

$$2 + 2 =$$

$$1 + 1 =$$



Step 2

$$5 + 5 =$$


$$4 + 4 =$$

$$3 + 3 =$$

Step 3

$$2 + 1 =$$

$$2 + 3 =$$



© Andrell Education

MY BEAT THAT! SCORE WAS _____

SET: 4

Score: _____



LEARN ITS Challenges!

Steps 4, 5 & 6

Name: _____

Class: _____

Date: _____

Step 4

$$7 + \underline{\quad} = 10$$

$$5 + \underline{\quad} = 10$$

$$4 + \underline{\quad} = 10$$

$$1 + \underline{\quad} = 10$$

$$2 + \underline{\quad} = 10$$

Step 5

$$3 + 4 =$$

$$7 + 2 =$$

$$5 + 3 =$$

$$2 + 5 =$$

$$4 + 2 =$$

$$3 + 6 =$$

$$6 + 2 =$$

$$9 + 2 =$$

Step 6

$$7 + 7 =$$

$$9 + 9 =$$

$$6 + 6 =$$

$$8 + 8 =$$



© Andrell Education

MY BEAT THAT! SCORE WAS _____

SET: 9

Score: _____



LEARN ITS Challenges!

Steps 7, 8 & 9

Name:

Class:

Date:

Step 7

$4 \times 10 =$	$7 + 4 =$
$10 \times 6 =$	$1 \times 10 =$
$3 \times 10 =$	$8 + 3 =$
$10 \times 2 =$	$10 \times 10 =$
$3 + 9 =$	$4 + 8 =$
$7 \times 10 =$	$10 \times 5 =$
$10 \times 9 =$	$10 \times 8 =$
$4 + 9 =$	

Step 8

$5 \times 5 =$	$8 + 9 =$
$5 \times 8 =$	$5 \times 4 =$
$5 + 6 =$	$9 \times 5 =$
$6 \times 5 =$	$6 + 7 =$
$7 + 8 =$	$5 \times 7 =$
$5 + 4 =$	$2 \times 5 =$
$5 \times 1 =$	$5 \times 3 =$
$5 \times 10 =$	

Step 9

$8 \times 2 =$	$5 + 8 =$
$9 + 6 =$	$8 + 6 =$
$10 \times 2 =$	$7 + 9 =$
$2 \times 4 =$	$2 \times 2 =$
$5 + 7 =$	$5 + 9 =$
$6 \times 2 =$	$2 \times 5 =$
$2 \times 7 =$	$1 \times 2 =$
$2 \times 3 =$	$9 \times 2 =$

© Andrell Education

MY BEAT THAT! SCORE WAS

SET: 9

Score:



LEARN ITS Challenges!

Steps 8, 9 & 10

Name:

Class:

Date:

Step 8

$5 \times 9 =$	$8 \times 5 =$
$5 \times 5 =$	$8 + 9 =$
$4 + 5 =$	$5 \times 10 =$
$8 + 7 =$	$2 \times 5 =$
$5 \times 4 =$	$5 + 6 =$
$6 + 7 =$	$7 \times 5 =$
$1 \times 5 =$	$3 \times 5 =$
$5 \times 6 =$	

Step 9

$8 \times 2 =$	$10 \times 2 =$
$8 + 5 =$	$6 + 9 =$
$6 \times 2 =$	$9 + 5 =$
$6 + 8 =$	$1 \times 2 =$
$5 + 7 =$	$2 \times 2 =$
$2 \times 5 =$	$2 \times 3 =$
$2 \times 9 =$	$7 + 9 =$
$2 \times 4 =$	$2 \times 7 =$

Step 10

$3 \times 1 =$	$7 \times 3 =$
$10 \times 3 =$	$4 \times 3 =$
$3 \times 2 =$	$8 \times 3 =$
$3 \times 3 =$	$3 \times 5 =$
$3 \times 6 =$	$9 \times 3 =$

© Andrell Education

MY BEAT THAT! SCORE WAS

SET: 9

Score:



Name: _____

Class: _____

Date: _____



© Andreil Education

MY LAST SCORE? _____

HAVE I BEAT THAT?! _____

10

CLIC 6

SET: 9

1 **67**

2 **Place in order**
16 9 13 19

3 **Complete the sequence**
8, , 12,
14, , 18

4 **Complete the sequence**
80, 90, 100, 110,

5 **Circle the even numbers**
7 22 40 53

6 **Complete the sequence**
16, 17, 18...
, , ,

7 **3 + 6 =**
0 1 2 3 4 5 6 7 8 9 10

8 **7 - 4 =**
0 1 2 3 4 5 6 7 8 9 10

9 **Count backwards**
46, 45, 44,
, ,

10 **Count backwards**
84, 83, 82,
, ,



Name: _____

Class: _____

Date: _____



© Andreil Education

MY LAST SCORE? _____

HAVE I BEAT THAT?! _____

10

CLIC 7

SET: 9

1 **Complete the sequence**
100, , ,
400, 500

2 **Write the fact family for:**
15-7=8
.....
.....

3 **Double**
44 is

4 **Double**
80 is

5 **Half of**
100 is

6 **13 - 1 =**


7 **9 + 3 =**

8 **17 + 8 =**

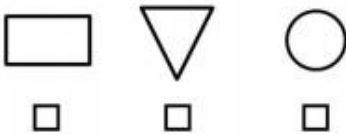
9 **9 - 3 =**

10 **17 - 8 =**


10 **17 - 8 =**



1 Tick the rectangle



2 Tick the cuboid



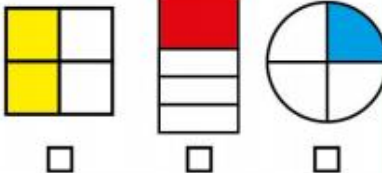
3 Use the least coins to make 13p



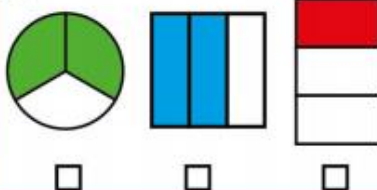
4

Ten o' clock ☐Half past 2 ☐Half past 8 ☐

5 Tick if one quarter is shaded



6 Tick if one third is shaded

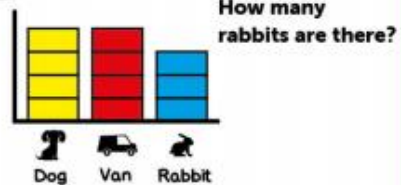


7

	Bikes	
	Cars	
	Vans	

How many vans?

8



9 Write the next 2 numbers

30 32 34

10

$$2 + \text{?} = 10$$

$$\text{?} =$$




MY LAST SCORE?!

HAVE I BEAT THAT?!



1



Reflect this shape in the line of symmetry

2 Use the least coins to make 81p



3

_____ hours = 1 day

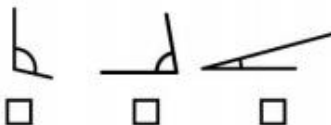
4

_____ minutes = 1 hour


5

Half past 3 ☐Quarter to 4 ☐Quarter past 2 ☐

6 Tick the biggest angle



7 What fraction is shaded?

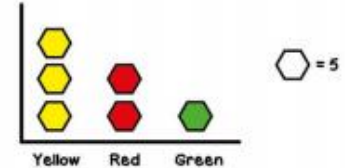


8

	Becky	Chris
Pet	Cat	Rabbit
Drink	Milk	Water

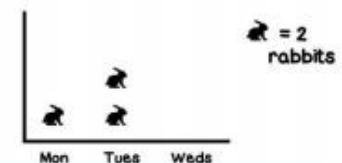
What pet does Chris have?

9



10

How many rabbits were seen on Tuesday?



MY LAST SCORE?!


HAVE I BEAT THAT?!



Helpful Links and Websites

- Practise counting forwards and backwards in 1s, 2s, 5s and 10s. Use the songs from [Jack Hartmann YouTube channel](#) to help you. If you are confident with those, you could start to count forwards and backwards in 3s and 4s.
- Watch these videos to help you to keep practising names of some of the 2D and 3D shapes you should know. <https://www.youtube.com/watch?v=OEbRDtCAFdU> and <https://www.youtube.com/watch?v=guNdJ5MtX1A&vl=pt>
- Watch some videos from [Mr Thorne's Phonics](#) channel on YouTube.
- Sing along with the tricky word songs to help your reading:
<https://www.youtube.com/watch?v=TvMyssfAUx0>
<https://www.youtube.com/watch?v=R087lYrRpgY>
<https://www.youtube.com/watch?v=3NOzgR1ANc4>
- Use these [handwriting videos](#) and [Sky Writer on ICTgames.com](#) to help you to practise your handwriting.
- Read a book (or listen to someone read a book to you). You could visit [Oxford Owl](#) to find stories to read online for free. You do not need a class login - you can register for free as a parent.
- Practise reading and writing your key words. Start with Phase 2. When you can read or write all of those, try to learn some of the words in Phase 3, then Phase 4 and Phase 5. You could also use videos. Here are some songs for [Phase 2](#), [Phase 3](#) and [Phase 4](#) to help you.

Phase 2 to 5 Tricky Words			
Phase 2	Phase 3	Phase 4	Phase 5
I no the to go into	he she we me be you are her was all they my	said have like so do some come little one were there what when out	oh Mrs people their called Mr looked asked could



visit [twinkl.com](https://www.twinkl.com)

Have a wonderful summer holiday and I look forward to seeing you in the new school year!