




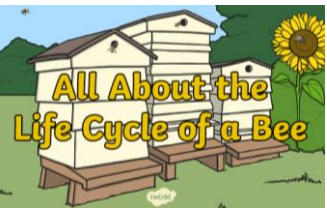






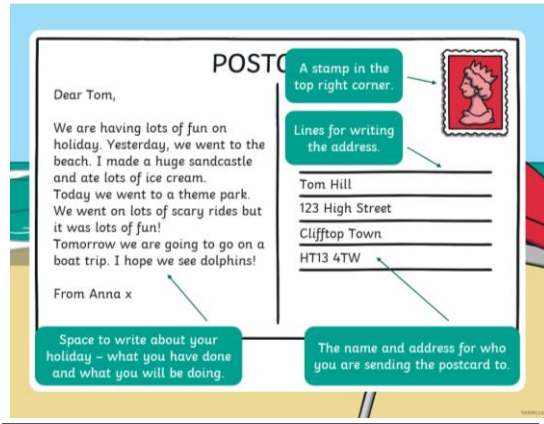
Home learning Project Gold- Fn/b 29.06.20

<p style="text-align: center;">Literacy</p> <p>Imagine you are on holiday at your favourite place. Can you write a postcard to a loved one? Remember there's not much space on a postcard so you need to write a short message. See the link below on how to write and templates you could use. Can you create your own 'postcard picture' too?</p> 	<p style="text-align: center;">Numeracy</p> <p>Can you research and record the life span of 5 different insects you may find in your garden? Create a line or a bar graph on J2e charts (from your Hwb platform or you can do this one paper). Look at the WAGOLL on the links below.</p> 	<p style="text-align: center;">Digital Competence</p> <p>It is World Social Media day on Tuesday 30th June. Read the information on the slides and create a poster highlighting the negatives and positives of using social media.</p> 
<p style="text-align: center;">Modern Foreign Languages</p> <p>Create a weather report in a language of your choice- it could be in Welsh or your home language. Try and use appropriate icons too. You can edit the WAGOLL I have shared with you if you wish..</p> 	<p style="text-align: center;">Language Literacy & Communication</p> <p>Using your J2E chart created above, can you write some questions based on the data?</p> 	<p style="text-align: center;">Science & Tech</p> <p>Read through the slides explaining the life cycle of the bee. Re-create the life cycle of the bee, using the template provided.</p> 
<p style="text-align: center;">Health & Wellbeing</p> <p>Think back to the beginning of when schools closed. Can you remember all the emotions you went through/. How have these changed? What have you learned and how have you improved? You can create an imovie/ video/ photo to show me your school closure snapshot.</p> 	<p style="text-align: center;">Expressive Arts</p> <p>Can you play some drama games with your family from the link below? Which was your favourite? Can you adapt one to add your own rules?</p> 	<p style="text-align: center;">Humanities</p> <p>Read the ebook to understand that we are all different but need the same amount of respect. What would be your Anti- racist message? You can create this on cardboard with paint or create a banner/ poster on Adobe Spark!</p> 

If you cannot complete the home learning assignment on Hwb then use your notebook to write. Please share any work you are doing with me on twitter on @MissHussain9 Also remember to select hand in when you have completed all the tasks. Happy learning!

For some of the activities above you will need to click on the links below:

Literacy-



Postcard Template

The image shows a blank postcard template. It has a large rectangular area for a picture or drawing. Below this is a smaller rectangular area for a letter. The Twinkl logo is visible in the bottom right corner of the letter area.

Numeracy-

Watch the video to see how to access and use J2e

<https://www.adamsdownprimarycardiff.co.uk/home-learning-video-tutorials/>

<https://www.j2e.com/help/videos/ks1datavideo2>

Bar Chart



Line Graph



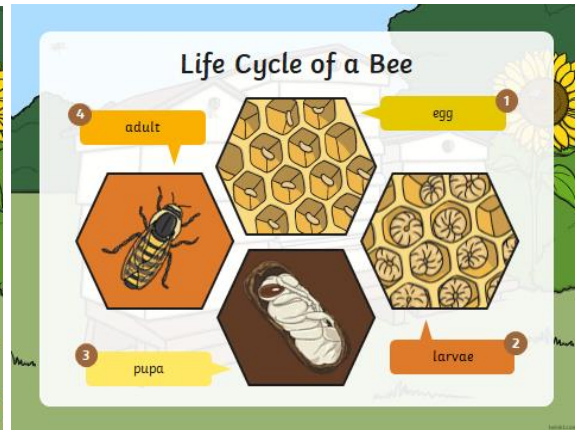
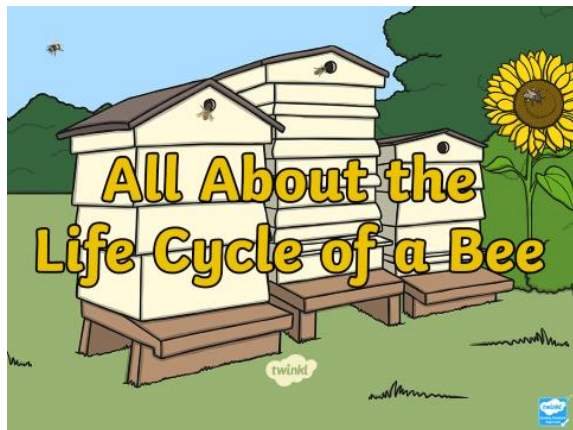
Language Literacy & Communication- Write 5 questions about the data, there are some examples below:

Which insect lives the longest?

Which insect has the shortest life?

What is the difference between an ant and a spider's life span?

Science & Tech-



Expressive Arts-

Socially Distanced Drama Games for KS1 Bubbles

Three-Word Sentence Activity

Think of a scenario and assign each child a character. It could be a parent and a child, a shopkeeper and a customer or a teacher and pupil. Whatever you pick, tell the children to improvise a scene using only sentences of three words. It will show them how much is possible, even with limited use of language.

And Then...

The teacher/TA starts off with a sentence, for example, 'The boat set sail from the shore.' Each child will contribute a sentence beginning with, 'And then...' that adds to the story. 'And then it was a open water...' 'And then it started to get windy...' Keep the story going until everyone has had a go and then try and bring it to a conclusion. This game teaches children to work collaboratively, providing answers that allow the story to develop.

One Word Story

Offer a word to start a story. Going around the class, each person will add a word so the story develops spontaneously. You may start with, 'The...' The first child may say, 'Shark.' The second may say, 'Big.' There is no way of predicting what will come next, and the spontaneity of the exercise can produce moments that are so hilarious or they are insightful.

Yes/No Game

Works best with children taking turns in front of the class. One child stands at the front of the class and is asked questions. The only catch is, they are not allowed to say yes or no in their answers. It gets children thinking more creatively about how to respond to questions. And what is so great is that everyone is bound to flip up at some point. This game is guaranteed to have your class in hysterics!

Independent Pantomime

Choose a scenario like finding a treasure chest, eating a disgusting meal or diving to sea. Each child can find a space to act out the scenario. Acting games are always fun, and doing them independently will help build children's confidence. Children can perform their independent pantomime to the class. The bubble can show what they liked about each performance to build confidence further.

Talking with Names

Two children will have a conversation with one another, using only the other child's name. This will make children get creative with their tone and expression. It is amazing how much meaning they can still convey. See if they can think of a different word to talk with. You could go one step further. This time, children will have a conversation without making a sound. They will have to use facial expressions and body language to express desire and emotion. And no cheating!

Socially Distanced Drama Games for KS2 Bubbles

Count to 21

The aim is to count to 21 as a group without two people speaking at the same time. One person begins the counting with number one, anyone is free to say the next number. However, if two people speak at the same time, you have to go back to the beginning. It may seem simple, but it can get really tense the closer you get to 21!

The Expert

Give each child in the bubble a number and call out the number of the child who will be the Expert first. Then set a topic for the expert to specialise in. Let's pick single animals. Next, set a timer - 50 seconds or a minute is fine. The Expert will have to talk with confidence about the given topic until the time is up. Continue the exercise until everyone has had a go at being the Expert. Encourage children not to worry if they do not know much about the topic or if they get stuck. What is most important is using with authority and openness - by coming up with false facts convincingly will add another fun dimension to the game!

Firing Line

Children stand in a slightly curved line with one child, who we will call the Gunner. Facing the person at the top. The people in the Firing Line are going to take turns to fire words at the Gunner. It is the Gunner's job to reply with an associated word or phrase and then move down the line to the next child until everyone in the group has contributed a word. If the Gunner hesitates or says an unrelated word, then the Firing Line has scored a goal and another person can have a go. The main aim of the game is to get children thinking quickly and creatively, however, as you could avoid selecting 'wrong' answers.

Five Things

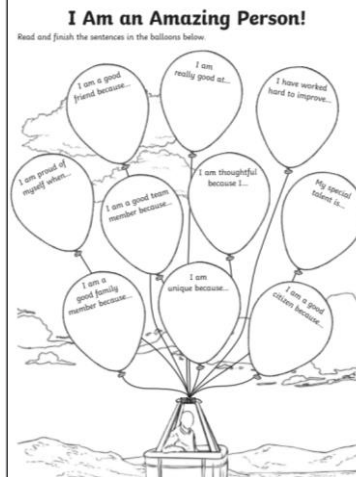

This game involves quick thinking as each child attempts to name five things that belong to a particular category. For example, the first child could say, 'Five fruits,' and point to a classroom. This classroom then has to name five fruits before pointing to a different classroom and choosing a different category, such as 'Five items of clothing.' If your pupils find it difficult to come up with five, then you can always lower it to three, or even one. It will still get children thinking quickly.

"I Went to the Shop and Bought a..."

Starting each sentence with 'I went to the shop and bought a...' you will come up with an item for each turn of the dialogue. The further down the expanded you get, the more difficult it becomes to remember all the items.

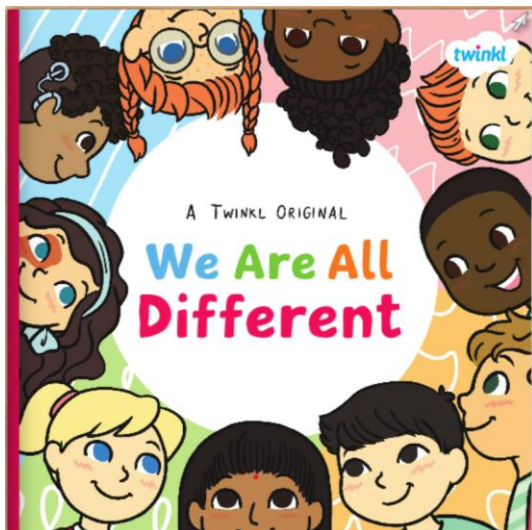
On the Spot

Each child will take turns performing in front of the class. Start off with a simple scenario - for example, the child performing imagined they are walking through a shop. Children in the class will take turns suggesting something to integrate into the performance. The child performing will find a way to incorporate the suggestions into their performance.



Health & Wellbeing-

Humanities-






Modern Foreign Languages-

Use the google drawing page to create a report like the drawing



Weather Report for Monday 29th June 2002

	From 6am the weather will be a little cloudy with the sun shining through the clouds. The temperature will be 14 °C
	There will be light showers with some sunshine during most of the day. The temperature will rise to 18 °C
	Be prepared for some thunder and lightning later on this evening as the weather turns stormy and windy! The temperature will drop to 8 °C

Digital Competence- WAGOLL poster



Here are some links that you may find helpful to help your children progress in English

<https://www.wowenglish.com/en/>

<https://www.youtube.com/watch?v=PHVvrIMdNes>

What is your school like? <https://learnenglishkids.britishcouncil.org/your-turn/school>

Summer- https://www.youtube.com/watch?v=H78LRzQYo_s

Summer- https://www.youtube.com/watch?v=V_BnhRJmxtA

Practise some timetables-

<https://www.math-salamanders.com/times-tables-practice.html#zoneArea1>

<https://www.timestables.co.uk/>

